



# INDEX SOCKETS SPECIFICATIONS

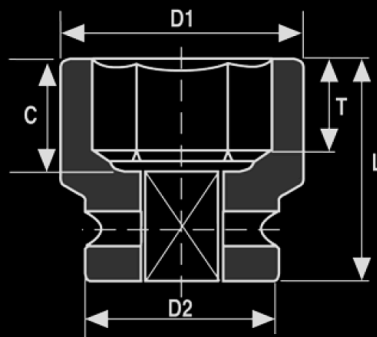
## CONTENTS

3/8" IN HEX SOCKETS	2
1/2" IN HEX SOCKETS	5
3/4" IN HEX SOCKETS	10
1" IN HEX SOCKETS	15
1 1/2" IN HEX SOCKETS	20



## 3/8" IN HEX SOCKETS

### Square Drive Socket Size Guide





## 3/8 Inhex Metric Sockets

Part Number	Size	D1	D2	L	T	C	Weight Gr
06M4H	4			45.0	15.0		35.0
06M5H	5			45.0	15.0		35.0
06M6H	6			45.0	15.0		35.0
06M8H	8			45.0	15.0		45.0
06M10H	10			45.0	15.0		50.0

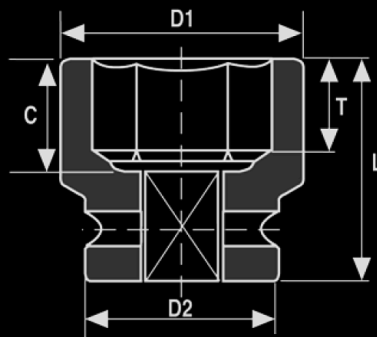


## 3/8 Inhex Imperial Sockets

Part Number	Size	D1	D2	L	T	C	Weight
06005H	5/32			1.771	0.590		0.080
0603H	3/16			1.771	0.590		0.080
06007H	7/32			1.771	0.590		0.080
0604H	1/4			1.771	0.590		0.080
0605H	5/16			1.771	0.590		0.090
0606H	3/8			1.771	0.590		0.110

## 1/2" IN HEX SOCKETS

### Square Drive Socket Size Guide





## 1/2 Inhex Metric Sockets

Part Number	Size	D1	D2	L	T	C	Weight
08M3H	3		25.0	44.0	19.0		0.198
08M4H	4		25.0	44.0	19.0		0.198
08M5H	5		25.0	44.0	19.0		0.198
08M6H	6		25.0	44.0	19.0		0.198
08M8H	8		25.0	44.0	19.0		0.220
08M10H	10		25.0	47.0	22.0		0.220
08M12H	12		0.984	50.0	25.0		0.220
08M14H	14		30.0	50.0	25.0		0.220
08M17H	17		30.0	50.0	25.0		0.330
08M19H	19		30.0	50.0	25.0		0.330



## 1/2 Inhex Imperial Sockets

Part Number	Size	D1	D2	L	T	C	Weight
0802H	1/8		0.984	1.716	0.748		
08005H	5/32		0.984	1.716	0.748		
0803H	3/16		0.984	1.716	0.748		
08007H	7/32		0.984	1.716	0.748		
0804H	1/4		0.984	1.716	0.748		
0805H	5/16		0.984	1.716	0.748		
0806H	3/8		0.984	1.833	0.866		
0807H	7/16		0.984	1.950	0.984		
0808H	1/2		1.181	1.950	0.984		
0809H	9/16		1.181	1.950	0.984		



## 1/2 2pc Inhex Metric Sockets

Part Number	Size	D1	D2	L	T	C	Weight gr
08M03V	3		25.0	54.0	5.0		90.0
08M04V	4		25.0	54.0	6.0		90.0
08M05V	5		25.0	54.0	8.0		90.0
08M06V	6		25.0	54.0	9.0		100.0
08M08V	8		25.0	57.0	12.0		100.0
08M10V	10		25.0	57.0	16.0		100.0
08M12V	12		30.0	57.0	18.0		150.0
08M14V	14		30.0	57.0	21.0		150.0
08M17V	17		30.0	57.0	26.0		150.0
08M19V	19		30.0	72.0	26.0		150.0



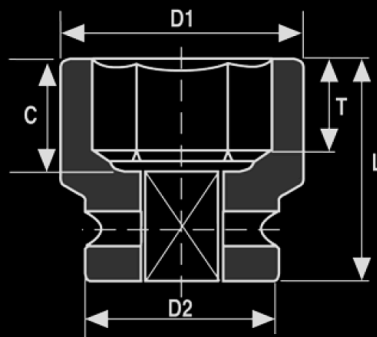


## 1/2 2pc Inhex Imperial Sockets

Part Number	Size	D1	D2	L	T	C	Weight
0802V	1/8		0.984	2.125	0.236		0.198
08025V	5/32		0.984	2.125	0.236		0.198
0803V	3/16		0.984	2.125	0.314		0.198
08035V	7/32		0.984	2.125	0.354		0.198
0804V	1/4		0.984	2.244	0.472		0.220
0805V	5/16		0.984	2.244	0.472		0.220
0806V	3/8		0.984	2.244	0.629		0.220
0807V	7/16		0.984	2.244	0.708		0.220
0808V	1/2		1.181	2.244	0.748		0.330
0809V	9/16		1.181	2.244	0.826		0.330
0810V	5/8		1.181	2.244	0.944		0.330

## 3/4" IN HEX SOCKETS

### Square Drive Socket Size Guide





## 3/4 Inhex Metric Sockets

Part Number	Size	D1	D2	L	T	C	Weight
12M10H	10		38.0	67.0	29.0		
12M12H	12		38.0	67.0	29.0		
12M14H	14		38.0	67.0	29.0		
12M17H	17		38.0	67.0	29.0		
12M19H	19		44.0	67.0	29.0		
12M22H	22		44.0	71.0	33.0		



## 3/4 Inhex Imperial Sockets

Part Number	Size	D1	D2	L	T	C	Weight
1206H	3/8		1.496	2.637	1.130		
1207H	7/16		1.496	2.637	1.130		
1208H	1/2		1.496	2.637	1.130		
1209H	9/16		1.496	2.637	1.130		
1210H	5/8		1.496	2.637	1.130		
1212H	3/4		1.732	2.637	1.130		
1213H	13/16		1.732	2.795	1.295		
1214H	7/8		1.732	2.795	1.295		



## 3/4 2pc Inhex Metric Sockets

Part Number	Size	D1	D2	L	T	C	Weight
12M10V	10		38.0	69.0	16.0		310.0
12M12V	12		38.0	69.0	18.0		310.0
12M14V	14		38.0	69.0	21.0		310.0
12M17V	17		38.0	69.0	26.0		310.0
12M19V	19		44.0	84.0	26.0		630.0
12M22V	22		44.0	84.0	26.0		630.0
12M24V	24		44.0	84.0	26.0		630.0

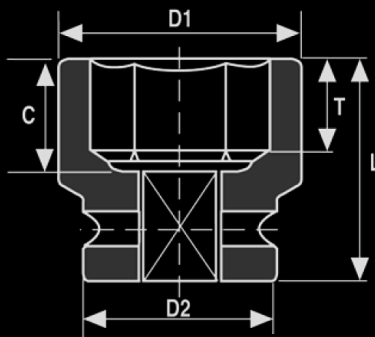


## 3/4 2pc Inhex Imperial Sockets

Part Number	Size	D1	D2	L	T	C	Weight
1206V	3/8		1.496	2.716	0.629		0.683
1207V	7/16		1.496	2.716	0.708		0.683
1208V	1/2		1.496	2.716	0.748		0.683
1209V	9/16		1.496	2.716	0.826		0.683
1210V	5/8		1.496	2.716	0.944		0.683
1212V	3/4		1.732	2.716	1.023		1.388
1213V	13/16		1.732	3.307	1.023		1.388
1214V	7/8		1.732	3.307	1.023		1.388
1216V	1		1.732	4.094	1.181		1.388

# 1" IN HEX SOCKETS

## Square Drive Socket Size Guide





# 1 Inhex Metric Sockets

Part Number	Size	D1	D2	L	T	C	Weight
16M10H	10		54.0	74.0	29.0		
16M12H	12		54.0	74.0	29.0		
16M14H	14		54.0	74.0	29.0		
16M17H	17		54.0	74.0	29.0		
16M19H	19		54.0	74.0	29.0		
16M22H	22		54.0	78.0	33.5		
16M24H	24		54.0	78.0	33.5		
16M27H	27		54.0	82.0	37.5		
16M30H	30		54.0	82.0	37.5		
16M32H	32		54.0	87.0	43.0		





# 1 Inhex Imperial Sockets

Part Number	Size	D1	D2	L	T	C	Weight
1608H	1/2		2.126	2.910	1.160		
1609H	9/16		2.126	2.910	1.160		
1610H	5/8		2.126	2.910	1.160		
1612H	3/4		2.126	2.910	1.160		
1613H	13/16		2.126	3.070	1.320		
1614H	7/8		2.126	3.070	1.320		
1616H	1		2.126	3.070	1.320		
1617H	1 1/16		2.126	3.230	1.480		
1618H	1 1/8		2.126	3.230	1.480		
1619H	1 3/16		2.126	3.230	1.480		



## 1 2pc Inhex Imperial Sockets

Part Number	Size	D1	D2	L	T	C	Weight
1608V	1/2		2.125	2.913	0.748		1.763
1609V	9/16		2.125	2.913	0.826		1.763
1610V	5/8		2.125	2.913	0.944		1.763
1612V	3/4		2.125	2.913	1.023		1.763
1613V	13/16		2.125	3.503	1.023		1.984
1614V	7/8		2.125	3.503	1.023		1.984
1616V	1		2.125	4.291	1.181		2.204
1617V	1 1/16		2.125	4.370	1.259		2.204
1618V	1 1/8		2.125	4.370	1.259		2.204
1619V	1 3/16		2.125	4.527	1.417		2.204
1620V	1 1/4		2.125	4.606	1.496		2.204

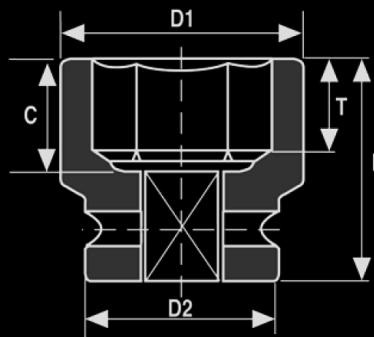


## 1 2pc Inhex Metric Sockets

Part Number	Size	D1	D2	L	T	C	Weight
16M10V	10		54.0	74.0	16.0		800.0
16M12V	12		54.0	74.0	18.0		800.0
16M14V	14		54.0	74.0	21.0		800.0
16M17V	17		54.0	74.0	26.0		800.0
16M19V	19		54.0	89.0	26.0		900.0
16M22V	22		54.0	89.0	26.0		900.0
16M24V	24		54.0	89.0	26.0		900.0
16M27V	27		54.0	111.0	32.0		1000.0
16M30V	30		54.0	115.0	36.0		1000.0
16M32V	32		54.0	117.0	38.0		1000.0

## 1 1/2" IN HEX SOCKETS

### Square Drive Socket Size Guide





## 1 1/2 2pc Inhex Metric Sockets

Part Number	Size	D1	D2	L	T	C	Weight
24M22V	22		86.0	113.0	22.0		2600.0
24M24V	24		86.0	115.0	24.0		2600.0
24M27V	27		86.0	118.0	27.0		2600.0
24M30V	30		86.0	121.0	30.0		2800.0
24M32V	32		86.0	123.0	32.0		2800.0
24M36V	36		86.0	127.0	36.0		3400.0
24M38V	38		86.0	129.0	38.0		3400.0
24M41V	41		86.0	132.0	41.0		3520.0
24M46V	46		86.0	137.0	46.0		4700.0
24M50V	50		86.0	141.0	50.0		4900.0
24M55V	55		86.0	146.0	55.0		5100.0



## 1 1/2 2pc Inhex Imperial Sockets

Part Number	Size	D1	D2	L	T	C	Weight
2416V	1		3.385	4.448	0.866		5.732
2418V	1 1/8		3.385	4.527	0.944		5.732
2420V	1 1/4		3.385	4.645	1.062		5.732
2422V	1 3/8		3.385	4.763	1.181		6.172
2424V	1 1/2		3.385	4.842	1.259		6.172
2426V	1 5/8		3.385	5.000	1.417		7.495
2428V	1 3/4		3.385	5.078	1.496		7.495
2429V	1 13/16		3.385	5.196	1.614		7.760
2430V	1 7/8		3.385	5.393	1.811		10.361
2432V	2		3.385	5.551	1.968		10.802
2434V	2 1/8		3.385	5.748	2.165		11.243